

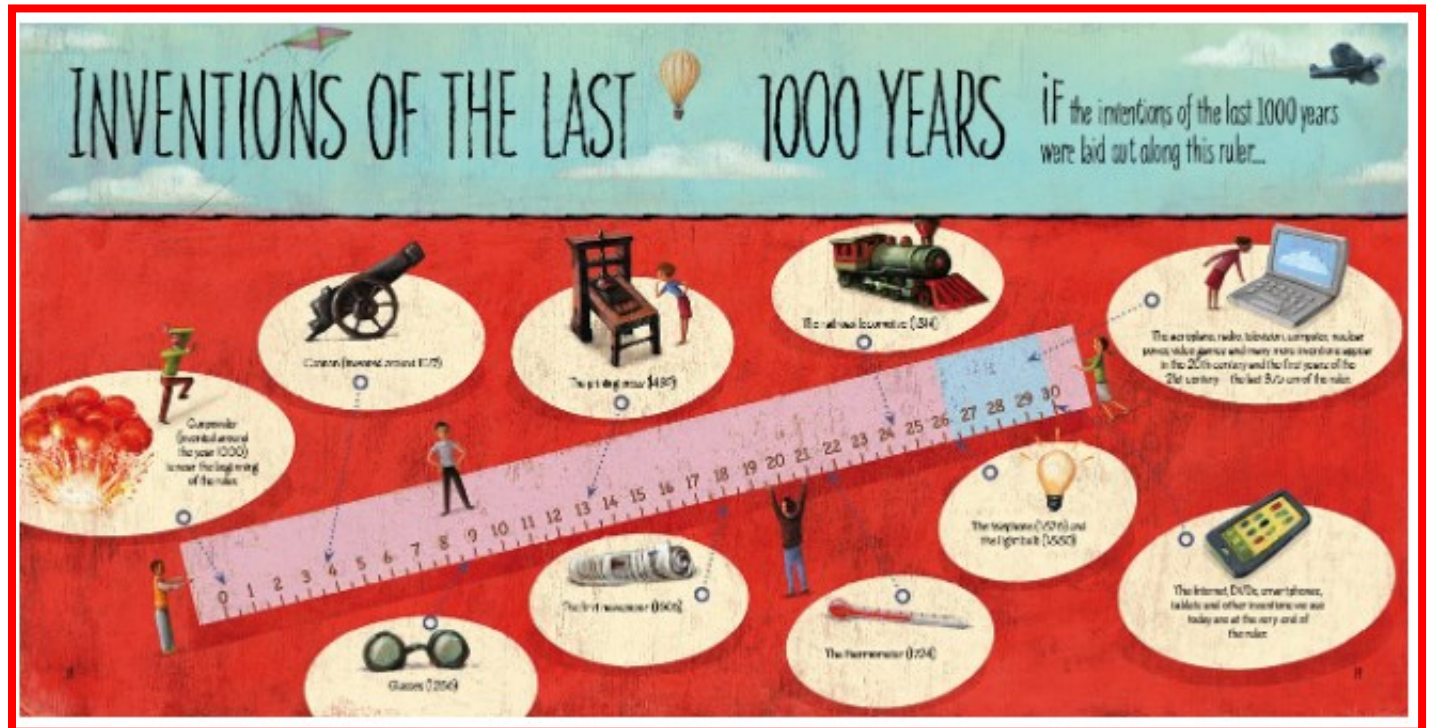
This book by David J Smith gives us a great way of seeing those hard to imagine objects, events and really big ideas / numbers that we come across on a regular basis and helps us see them in a totally different and more accessible way. He very cleverly scales down everything from timelines of the 'whole earths history' onto a calendar to showing the wealth of the world by divided into one hundred coins to the helping us understand the size differences of planets using different types of balls. The book contains some excellent child friendly images which are illustrated by Steve Adams and really helps us visualise the context. [Watch a clip of the book here.](#)


**Take a look at this sample page below:**

Inventions of the last 1000 years have been condensed onto a standard ruler. How cool is that?

What could you use a ruler to show?

- Maybe you could use a ruler to map out your whole day whilst you are working from home.
- Or, Map out your whole life journey so far from birth to the current day.
- How about creating your family tree timeline. How far back could you go?





**Take a look at this sample page below:**

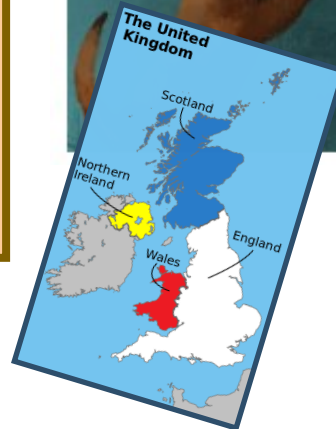
And you imagine If your whole life was to be shown as a jumbo pizza, divided into 12 slices.... What would each piece represent?



What other object could you divide to represent your life?

How about using the UK. What would each country represent as part of your life? Maybe the sea could represent the time you spend sleeping?

Or...can you use the pizza to represent something else?



Could these chocolates in this box represent your life?